

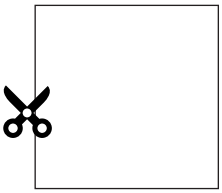
Online safety chatterbox how to play:

1. Ask a friend to pick a word that's written on one of the square pockets.
2. Spell out the word as you move the chatterbox back and forth
3. Have them pick a number from the inside. Move the chatterbox that many times.
4. Ask them to pick another number. Open the flap of the number to reveal the hidden question inside!

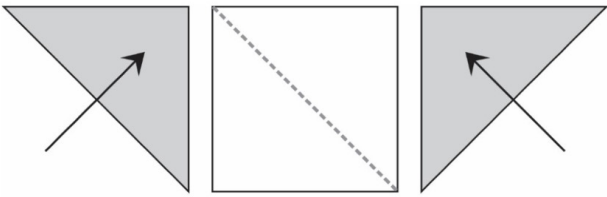


Online safety chatterbox instructions:

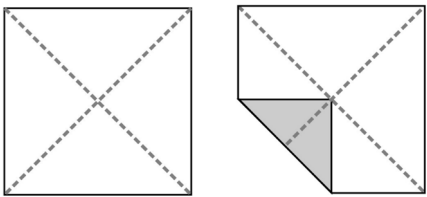
Step 1: Trim along the square to cut off excess paper.



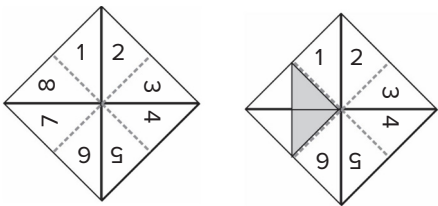
Step 2: Fold the square from corner to corner diagonally. Unfold and repeat with the other corner.



Step 3: Lay the Chatterbox out flat with the colours and numbers face down and fold each corner into the centre point



Step 4: Turn over and, fold each corner into the centre point again. Once this is done, all of the numbers should be facing up.



Step 5: Fold the Chatterbox in half vertically and horizontally so that the numbers are on the inside. Your Online Safety Chatterbox is ready to play!

